



ene

ENE TECHNOLOGY INC.

迅杰科技股份有限公司

June 6th , 2023

Express & Excellence

About ENE



Professional IC Design House

Express & Excellence

Focus on NB, portable area and other Information application products.

Established in	:	May, 1998
Chairman	:	鍾文凱Dylan Chung
General Manager	:	黃年宏David Hwang
Employee No.	:	72
Actual Capital	:	NT\$453,128 thousands
2022 Revenue	:	NT\$713.8 Millions
Major Product Lines	:	Mobile Products, Peripheral & Consumer Products

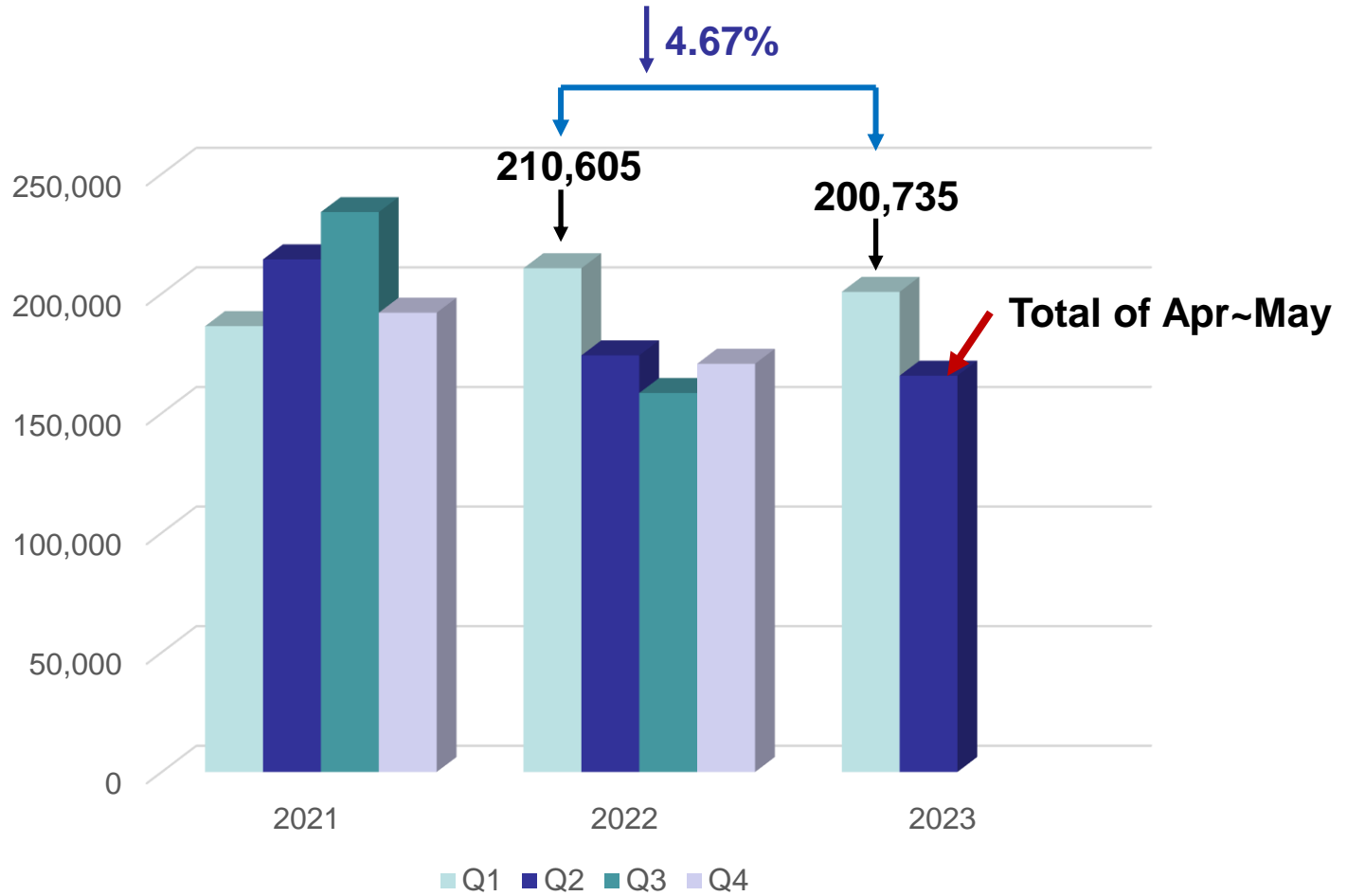
2022 / 2021 / 2020

月營收

Unit: NTD\$ K

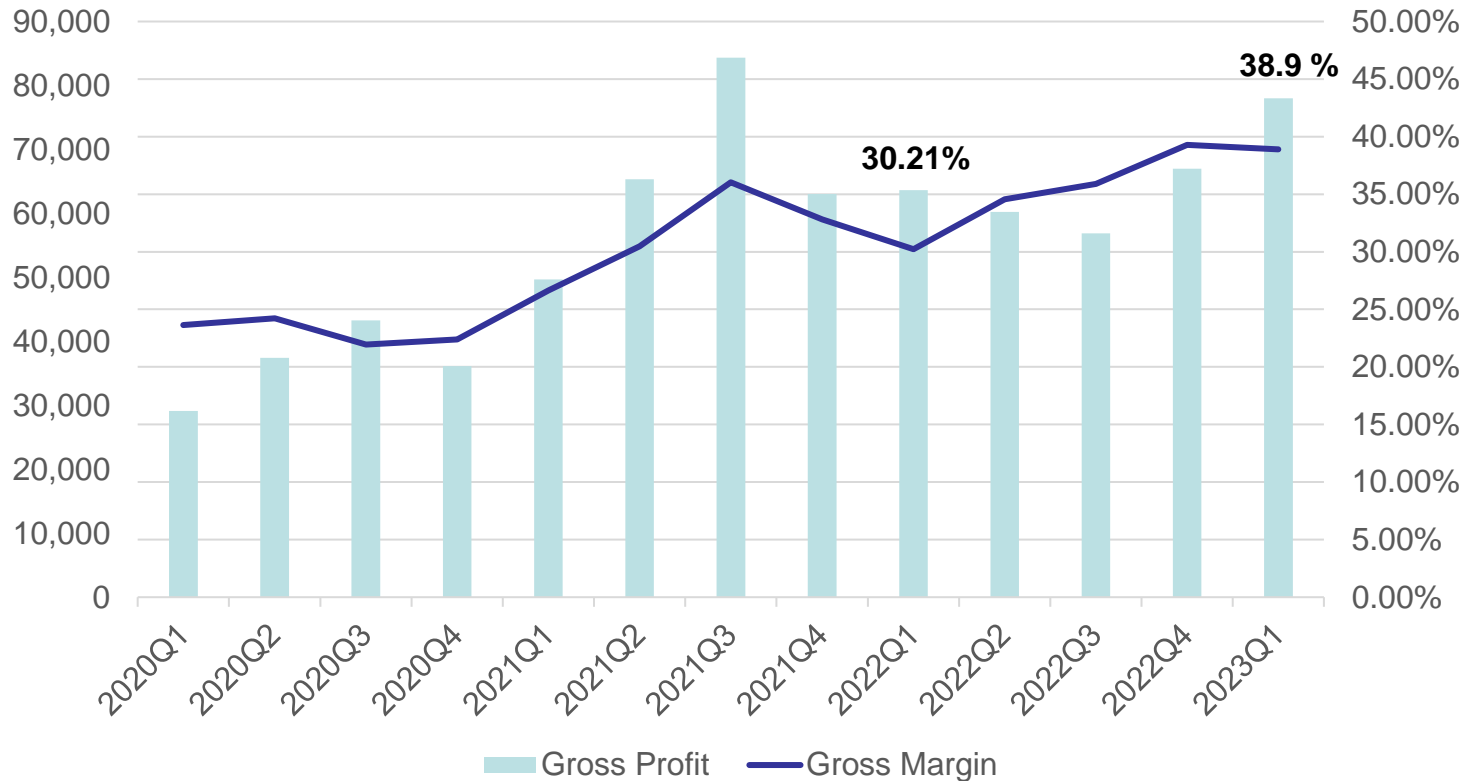
	2023 Rev	2023 vs 2022 YoY %	2022 Rev	2022 vs 2021 YoY %
January	64,344	-8.46%	70,290	18.20%
February	66,004	4.62%	63,091	21.43%
March	70,387	-8.85%	77,224	2.99%
April	82,838	110.37%	39,378	-48.12%
May			78,957	21.72%
June			55,839	-24.07%
July			51,196	-35.60%
August			45,079	-45.10%
September			62,176	-14.20%
October			46,952	-30.55%
November			63,067	13.13%
December			60,637	11.67
Accumulated:	283,573	13.44%	713,885	-13.66%

季營收

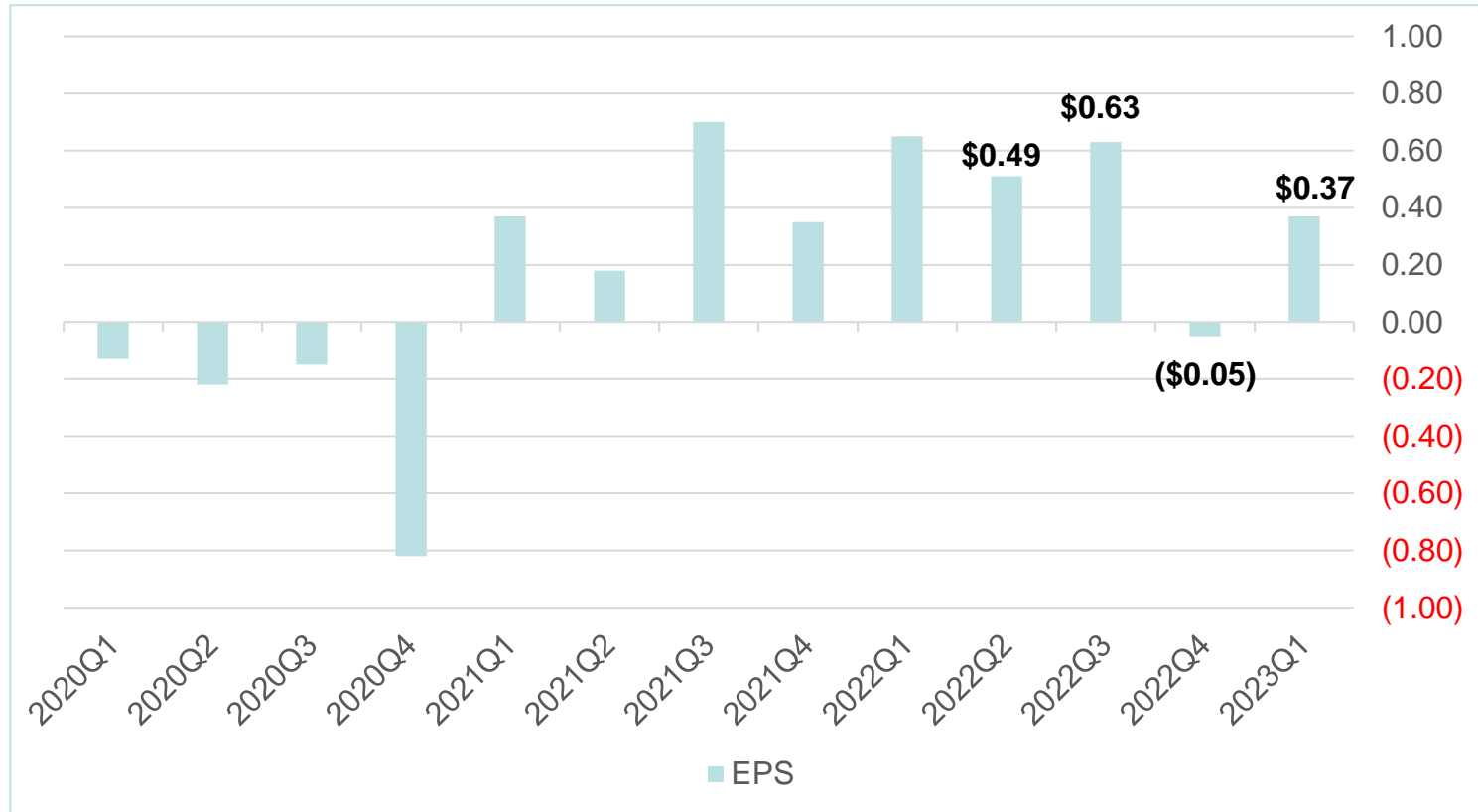


Gross Profit and Gross Margin

毛利

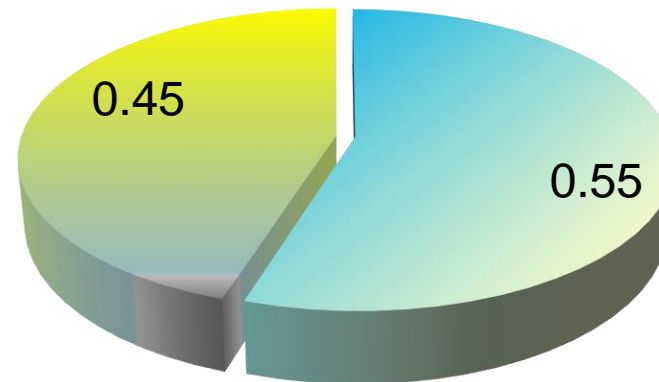


EPS Trend



營收比重

2023



■ Mobile Computing ■ Peripherals & Consumer

Revenue Contribution	2023 (up to date)	2022	2021	2020	2019	2018
Mobile Computing	55%	66.5%	65.8%	69.8%	76%	80%
Peripherals & Consumer products	45%	33.5%	34.2%	30.2%	24%	20%

Operation Overview

營運概況

- ✓ **Inventory level**
- ✓ **NB market outlook**
- ✓ **Gaming MCU market outlook**
- ✓ **Visibility**
- ✓ **ASP trend**
- ✓ **Supply chain status**
- ✓ **Product status update**

[http:// www.ene.com.tw](http://www.ene.com.tw)

Investors@ene.com.tw