



ene

ENE TECHNOLOGY INC.

迅杰科技股份有限公司

元富2025夏季投資論壇

June 3th , 2025

Express & Excellence

2025 / 2024 / 2023

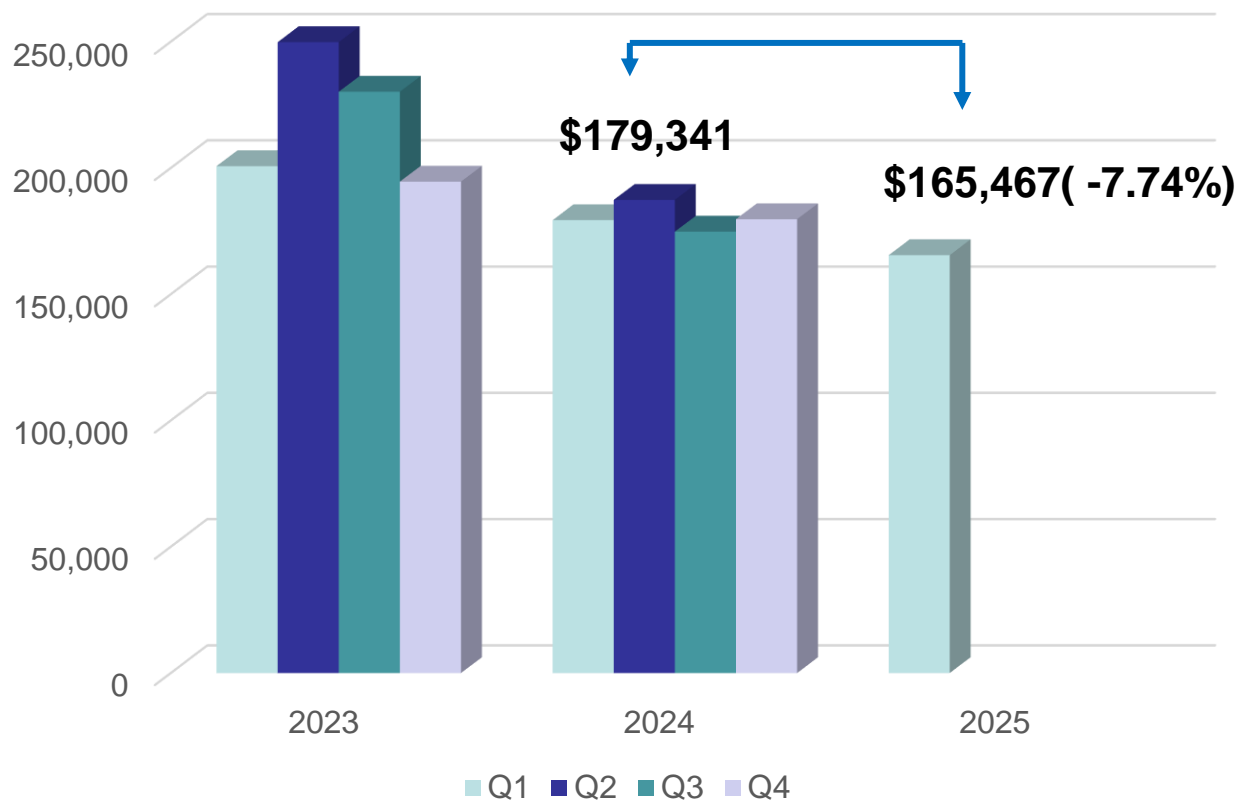
月營收

Unit: NTD\$ K

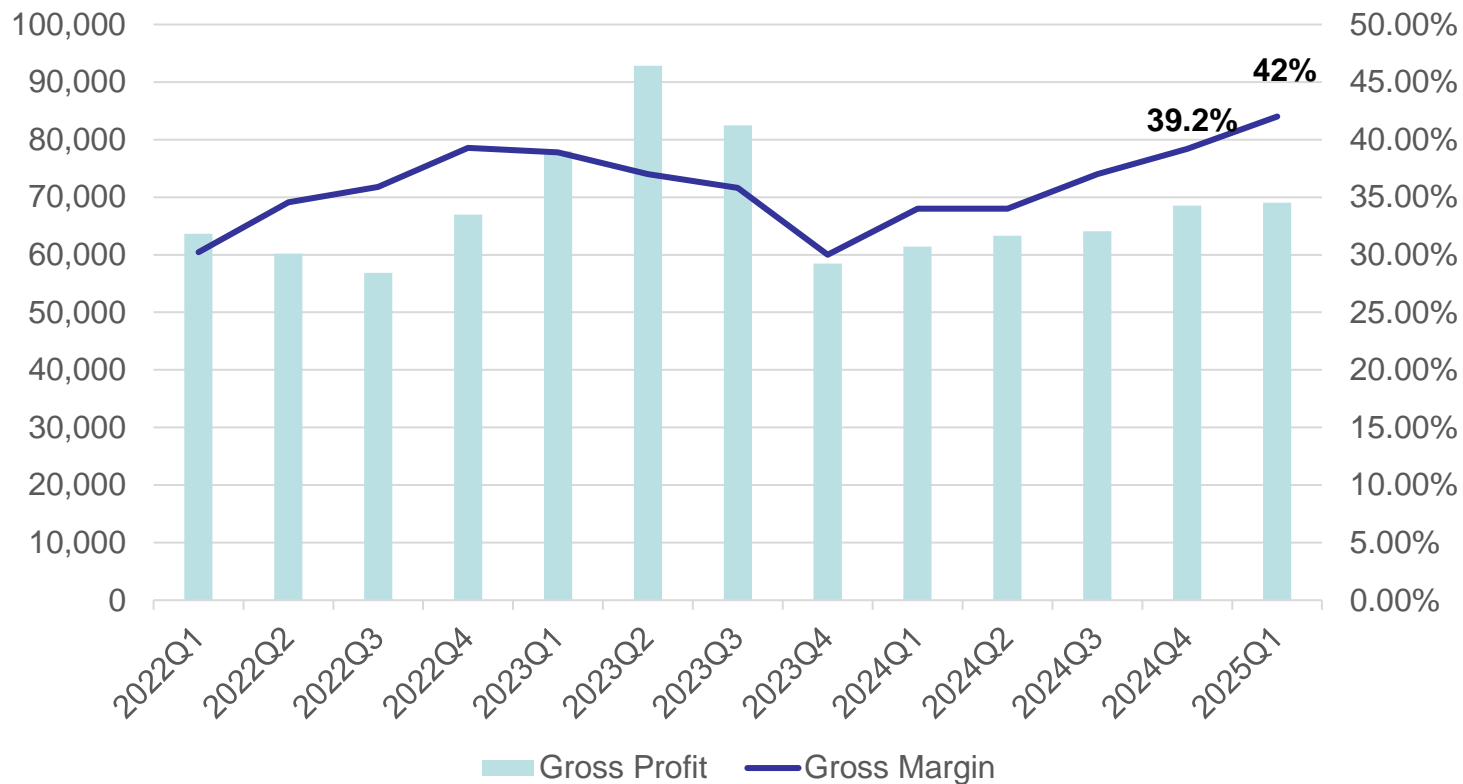
	2025 Rev	2025 vs 2024 YoY %	2024 Rev	2024 vs 2023 YoY %
January	46,315	-26.05%	62,632	-2.66%
February	52,602	0.08	52,559	-20.37%
March	66,550	3.74	64,150	-8.86%
April	66,873	3.71	64,482	-22.16%
May			61,220	-31.36%
June			61,673	-20.73%
July			48,695	-36.52%
August			62,481	-23.05
September			63,616	-11.99%
October			70,699	5.16%
November			49,986	-20.35%
December			59,030	-8.63%
Accumulated:	232,340	-4.71%	721,222	-17.61%

季營收

Unit: NTD\$ K

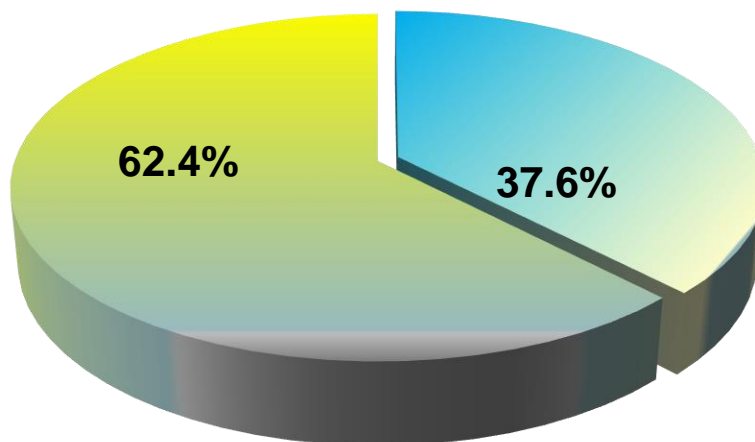


毛利率



營收分布

2025



■ Mobile Computing ■ Peripherals & Consumer

Revenue Contribution	2021	2022	2023	2024	2025
Mobile Computing	65.8%	66.5%	59.2%	58.18%	37.6%
Peripherals & Consumer products	34.2%	33.5%	40.8%	41.82%	62.4%

主要議題

- ✓ 產品發展
- ✓ 供應鏈現況
- ✓ 產業展望